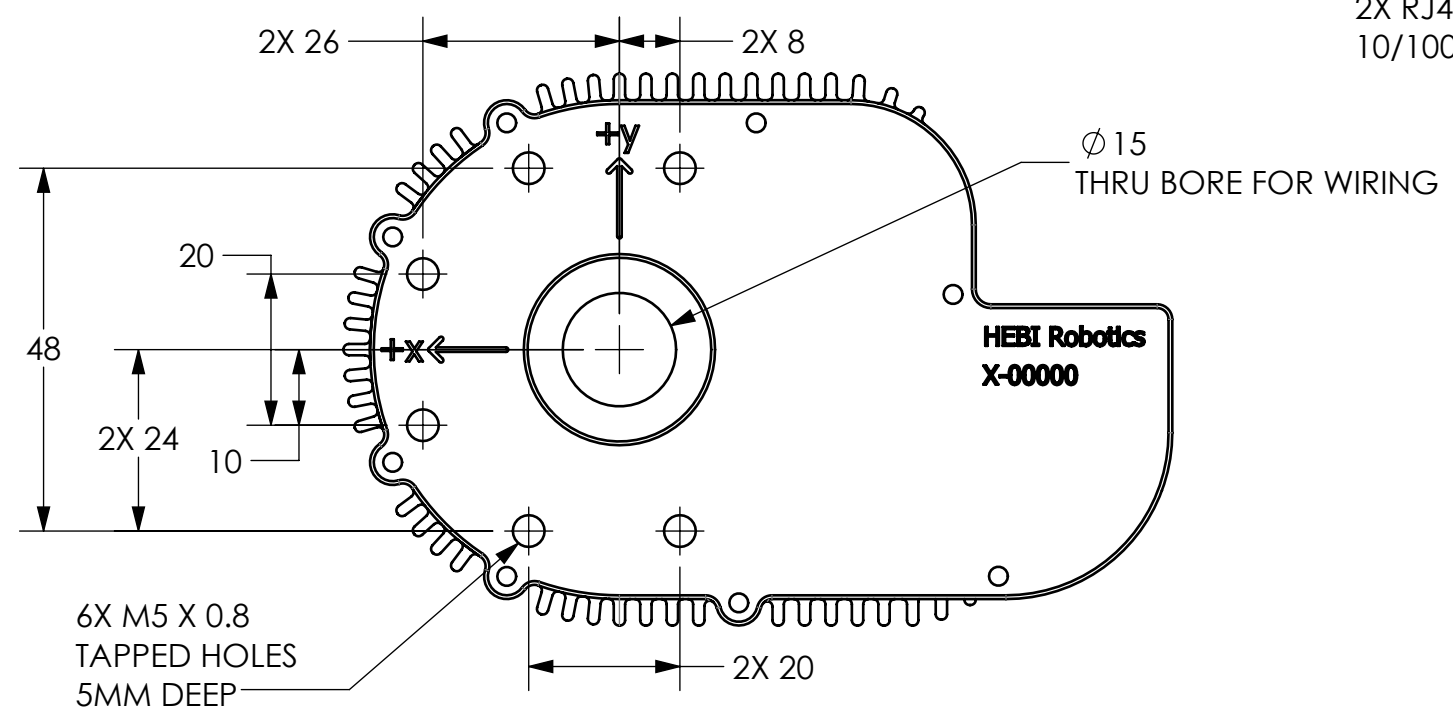
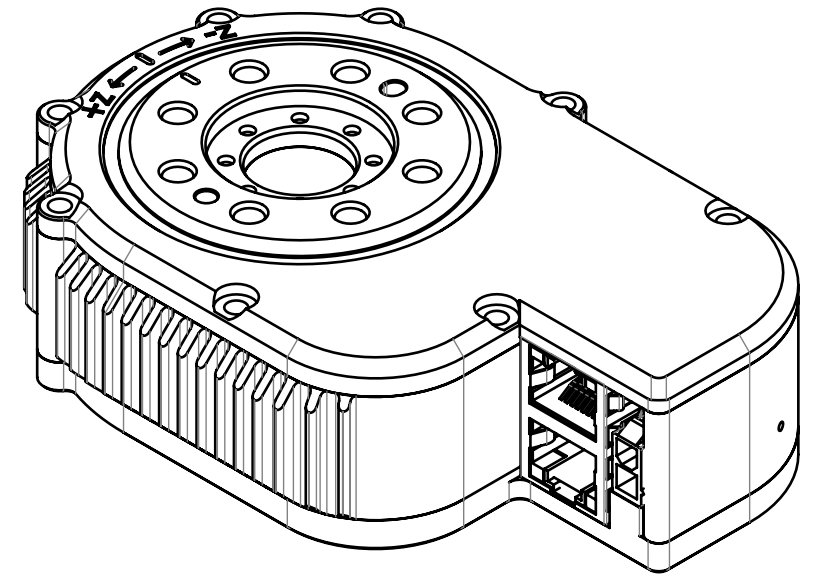
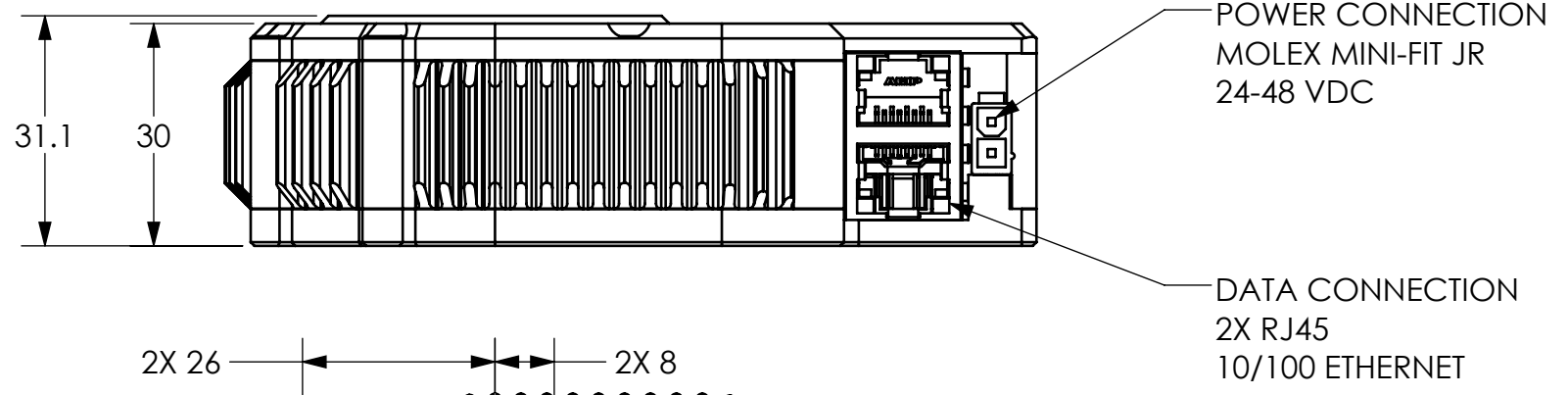
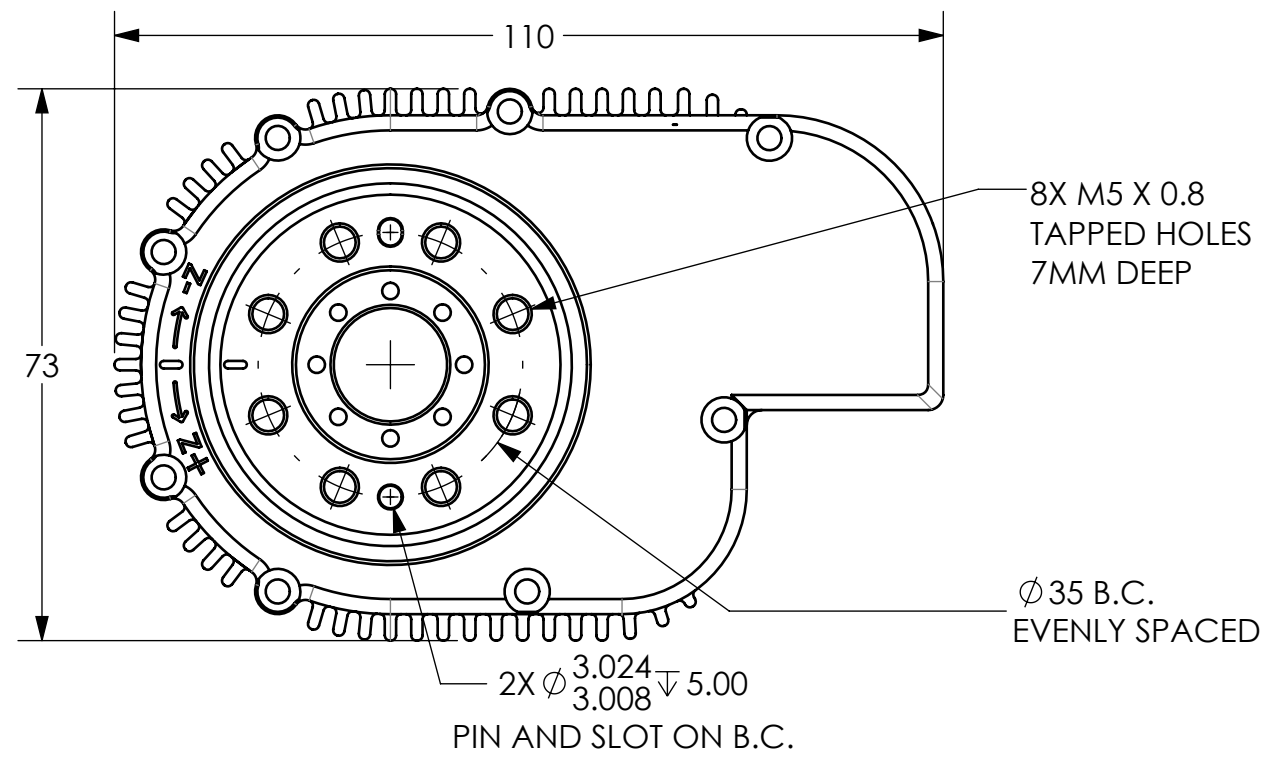


REVISIONS			
REV.	DESCRIPTION	DATE	APPROVED
A.01	INITIAL DRAFTING AND LAYOUT.	16 MAR 2016	D ROLLINSON
A.02	ADDED MISSING DIMS ON BOTTOM VIEW	23 MAY 2016	D ROLLINSON
A.03	UPDATED TITLE BLOCK	18 JULY 2018	A WILLIG
A.04	ADDED PIN AND SLOT TO OUTPUT HUB.	30 OCT 2020	A WILLIG
A.05	FIXED 'WEIGHT' IN TITLE BLOCK.	15 APR 2021	A WILLIG



UNLESS OTHERWISE SPECIFIED DIMENSIONS ARE IN MM DO NOT SCALE DRAWING TOLERANCES: X.X ±.40 X.XX ±.08 ANGLES ±0.50° SURFACE TEXTURE 64 REMOVE ALL BURRS AND BREAK ALL SHARP EDGES TO 0.3 MM MAX CAD GENERATED DRAWING, DO NOT MANUALLY UPDATE INTERNAL MODEL REV: A.01	AUTHORIZATION		<b>HEBI ROBOTICS, INC.</b>	
	DFTG: D ROLLINSON	2016	91 43rd St, Suite 200 Pittsburgh, PA 15201	
	DSGMR:		PROJECT: X-Series Actuator	
	CHKR:		X5 Dimensional Drawing	
	ENGR:		MATERIAL:	
		TREATMENT:		SIZE <b>B</b> X5-Dimensions REV <b>A.05</b> VER SCALE: 1:1 WEIGHT: 350.000 G SHEET 1 OF 1
FILE NAME: X5-Dimensions.SLDDRW				

THE INFORMATION CONTAINED IN THIS DRAWING IS THE SOLE PROPERTY OF HEBI ROBOTICS, INC. ANY REPRODUCTION IN PART OR WHOLE WITHOUT WRITTEN PERMISSION IS PROHIBITED.