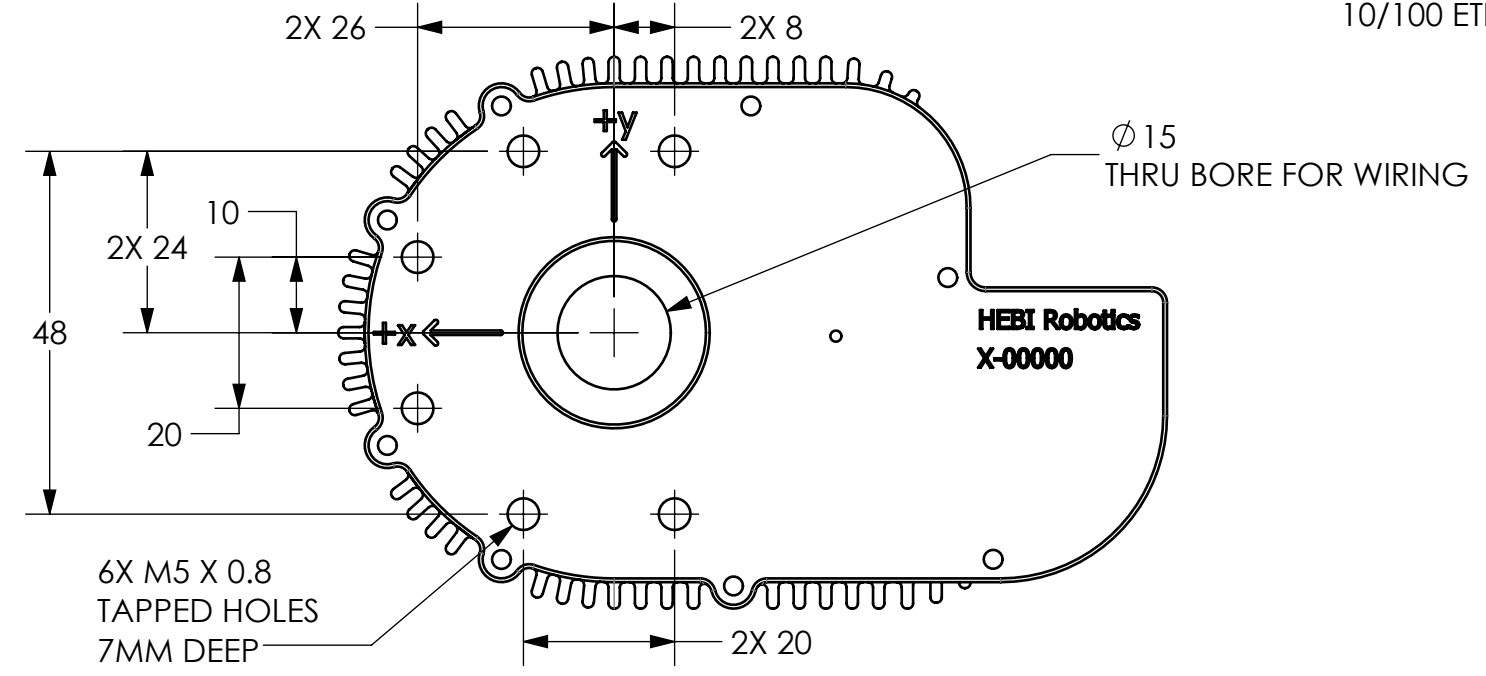
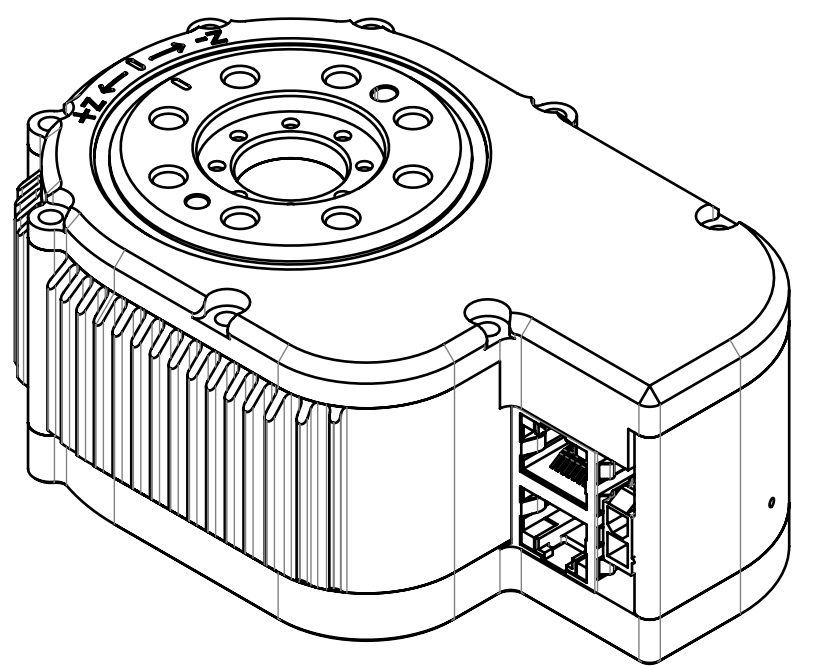
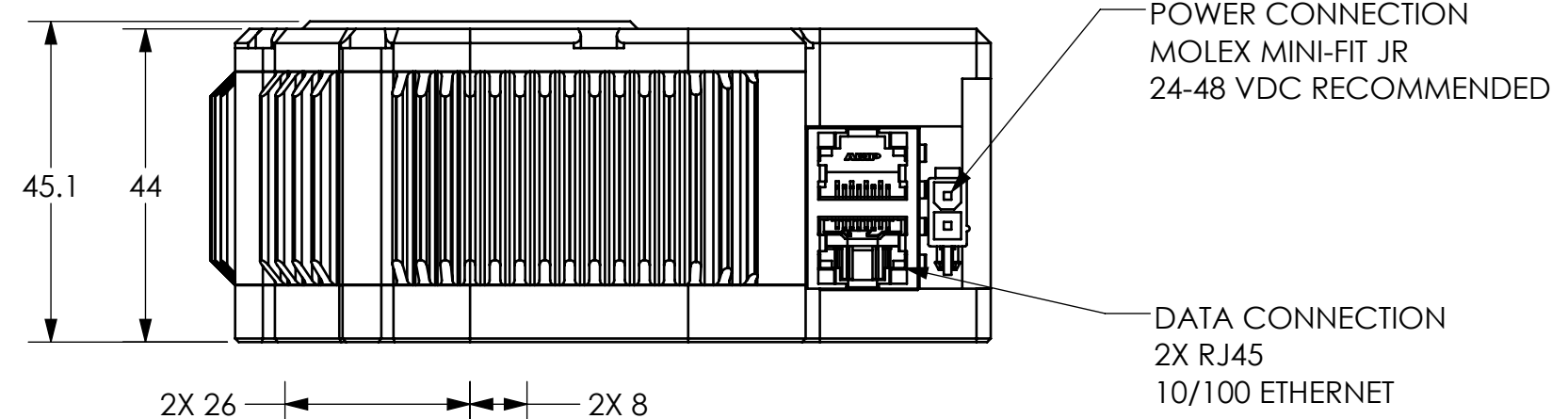
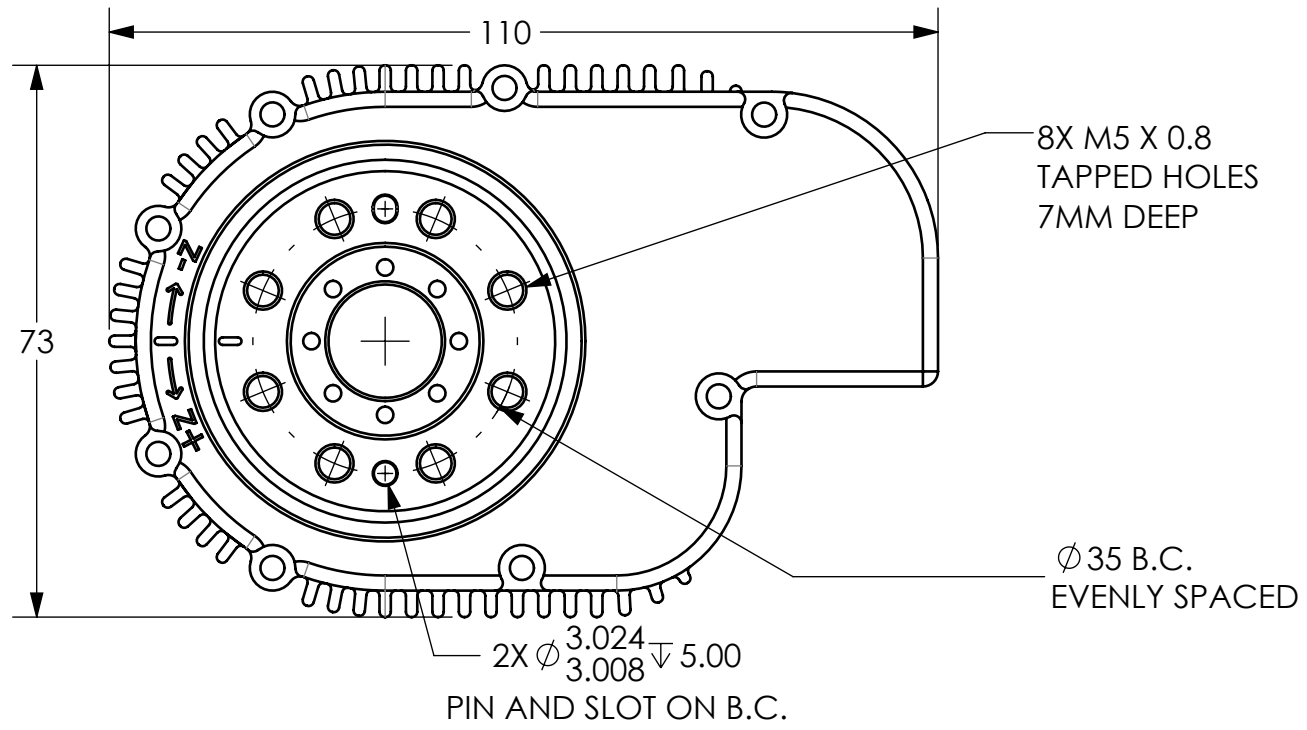


6 5 4 3 2 1

REVISIONS			
REV.	DESCRIPTION	DATE	APPROVED
A.01	INITIAL DRAFTING AND LAYOUT.	15 JUN 2016	D ROLLINSON
A.02	UPDATED DIMS AND TITLE BLOCK	3 MAY 2017	A WILLIG
A.03	UPDATED TITLE BLOCK	18 JULY 2018	A WILLIG
A.04	ADDED PIN AND SLOT TO OUTPUT HUB.	30 OCT 2020	A WILLIG
A.05	UPDATED 'WEIGHT' IN TITLE BLOCK.	15 APR 2021	A WILLIG



THE INFORMATION CONTAINED IN THIS DRAWING IS THE SOLE PROPERTY OF HEBI ROBOTICS, INC. ANY REPRODUCTION IN PART OR WHOLE WITHOUT WRITTEN PERMISSION IS PROHIBITED.

UNLESS OTHERWISE SPECIFIED DIMENSIONS ARE IN MM	AUTHORIZATION		<b>HEBI ROBOTICS, INC.</b>	
DO NOT SCALE DRAWING	DFTG:	91 43rd St, Suite 200 Pittsburgh, PA 15201		
TOLERANCES: X.X ±.40 X.XX ±.08 ANGLES ±0.50°	DSGNR: D Rollinson	2016	PROJECT: X-Series Actuator	
SURFACE TEXTURE 64	CHKR:		X8-3 Actuator	
REMOVE ALL BURRS AND BREAK ALL SHARP EDGES TO 0.3 MM MAX	ENGR:		SIZE <b>B</b> X8-Dimensions REV <b>A.05</b>	
CAD GENERATED DRAWING, DO NOT MANUALLY UPDATE	MATERIAL:		SCALE: 1:1	WEIGHT: 480.00 G SHEET 1 OF 1
INTERNAL MODEL REV: A.01	TREATMENT:		FILE NAME: X8-Dimensions.SLDDRW	

6 5 4 3 2 1